

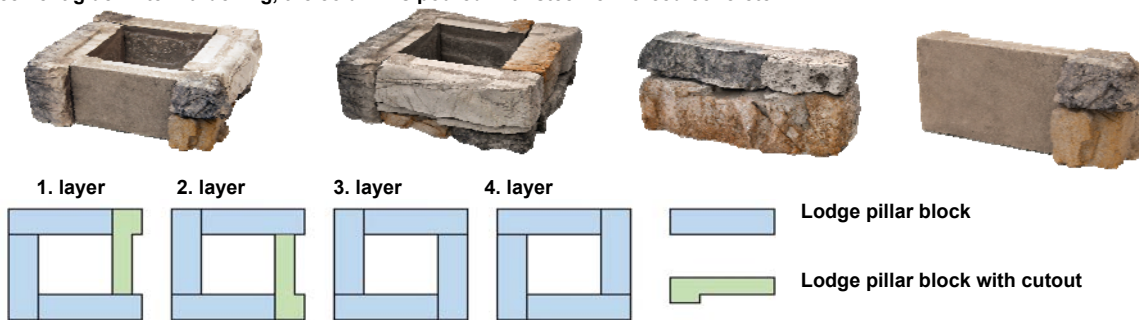
FENCE SYSTEM LODGE



Name	Preview	Dimensions (L-W-T) approx	Weight	Packing in a BOX	Amount of designs
Lodge wall block short		15,5 x 10,8 x 7 cm	up to 2,5 kg	3x long 3x medium 3x short	6 visually different designs
Lodge wall block medium		23,5 x 10,8 x 7 cm	up to 3,5 kg	3x long 3x medium 3x short	6 visually different designs
Lodge wall block long		39,0 x 10,8 x 7 cm	up to 6,0 kg	3x long 3x medium 3x short	6 visually different designs
Lodge pillar block		24,0 x 10,8 x 7 cm	up to 3,5 kg	10 pieces in the box	8 visually different designs
Lodge pillar block with cutout		24,0 x 10,8 x 7 cm	up to 2,5 kg	12 pieces in the box	2 visually different designs
WALL CAP LODGE		49,5 x 23,0 x 7 cm	14 kg	sale in pieces	1 design
PILLAR CAP LODGE		42,0 x 42,0 x 7 cm	22 kg	sale in pieces	1 design

PILLAR BLOCKS

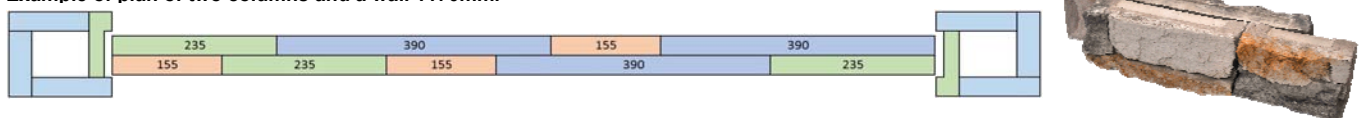
All pillar blocks have the same size. The individual layers of the pillar are formed by overlapping in the corner. In layers where the wall is connected, a block with a cutout is used. In the example below, the wall connection is in two layers. The blocks and layers are glued with cement glue. After hardening, the column is poured with steel-reinforced concrete.



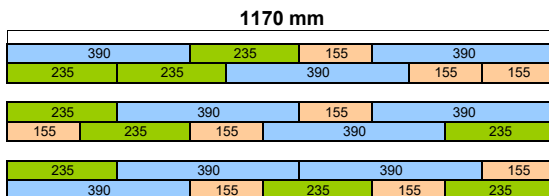
WALL BLOCKS

All wall blocks are made in three sizes. **LONG** with a length of 390 mm, **MEDIUM** with a length of 235 mm and **SHORTS** with a length of 155 mm. When gluing the blocks of the wall, it is necessary to alternate the blocks so that they overlap each other, ie so that two joints do not form opposite each other. Below are examples of gluing when viewed from above.

Example of plan of two columns and a wall 1170mm.




Floor plans of wall parts



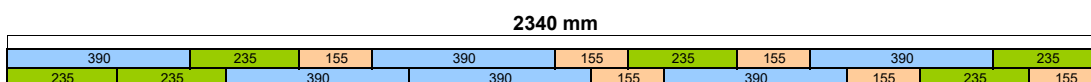
used parts (one package)

390 wall block long	3x
235 medium	3x
155 short	3x



used parts

390 wall block long	5x
235 medium	5x
155 short	5x



used parts

390 wall block long	6x
235 medium	6x
155 short	6x