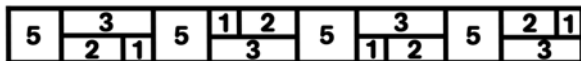


SANDSTONE 2

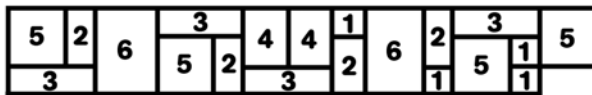
Cladded area of 1m² consists of six types. Dimensions 36.5 x 23.5 cm are repeated 3 times, other types 4 times. Examples of patterns are available. The dimensions of the tiles are designed so that each larger tile can be replaced by two or three tiles of a smaller size. This ensures almost unlimited variability of the cladding.

1 = 10,7 x 10,7 cm 2 = 23,5 x 10,7 cm 3 = 36 x 10,7 cm
4 = 23,5 x 17,0 cm 5 = 23,5 x 23,5 cm 6 = 36 x 23,5 cm

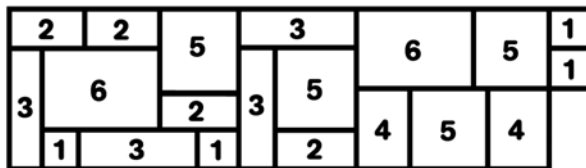
Patterns according to height 24 cm



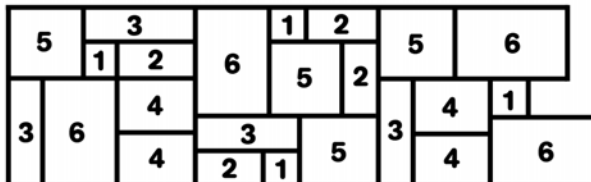
Patterns according to height 37 cm



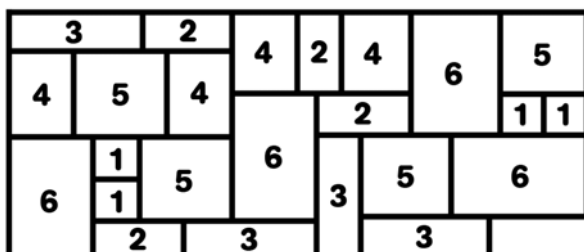
Patterns according to height 50 cm



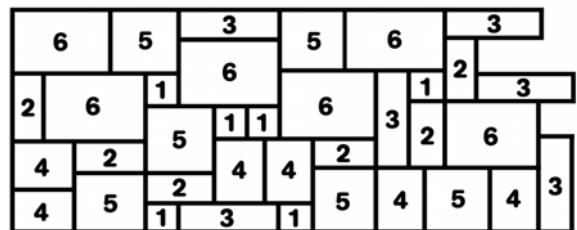
Patterns according to height 63 cm



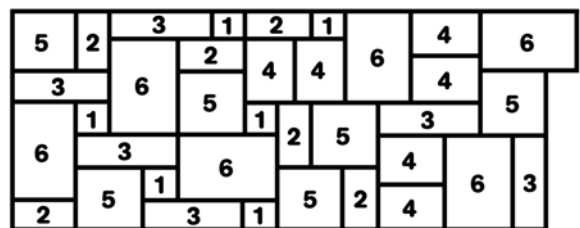
Patterns according to height 76 cm




Patterns according to height 89 cm



Patterns according to height 89 cm



Patterns according to height 102 cm



NOTE: Due to the exact imitation of split and drawn stone, our production should be seen as a handcraft and each product as an original, the dimensions of which also have a certain tolerance.